

Getting started

# DRAWING

## PENCILS

You can choose from three types of **COLOR** pencils:



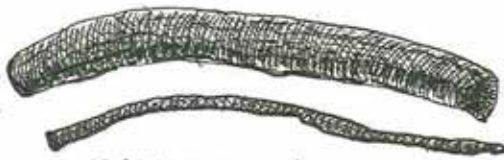
**REGULAR** color pencils are wax-like and creamy in texture.

**WATER COLOR** pencils work like regular color pencils, but are water-soluble and allow for wash (watercolor) effects.

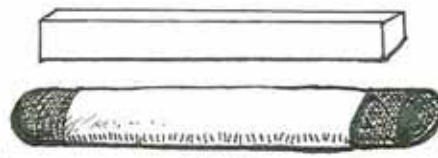
**PASTEL** pencils are hard and chalky and can be smudged.

**GRAPHITE** (commonly referred to as a **LEAD** pencil) is graphite baked with clay in varying proportions. This allows for hard, light tone pencils in the "H" range, and soft, dark tone pencils in the "B" range. Think of it as a better quality #2 yellow pencil.

**CHARCOAL** (burnt wood) creates velvety black marks and comes in different degrees of hardness and thickness. It is also available in pencil form.



CHARCOAL




PASTELS

Chalk pastels are soft and powdery.

Oil Pastels are more smeary and behave like rich crayons.


**ERASERS** are useful for lightening or taking out tones.



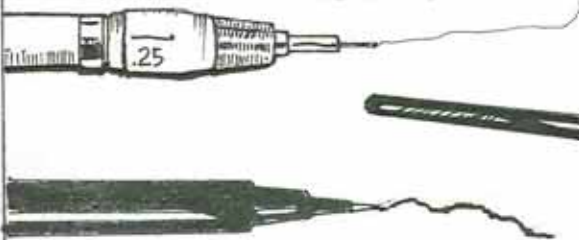
**PINK PEARL** works well for dense, stubborn marks.

**KNEADED** erasers can be shaped to lift out fine detail.

**VINYL** erasers are good for general work.



**Technical Pens** yield uniform lines.



**Felt tip pens** are inexpensive and give a pleasant bled line on soft paper.

Pen holders and steel dip nibs give lines of varying width and allow the option of drawing in color.

